



ShowCase™

More Than Good Looks

With a substantial woodgrain texture embossment, Raynor ShowCase™ brings beauty and instant curb appeal to any home. But good looks are just the beginning. Beneath the surface, ShowCase is also one of the most stringently engineered garage doors you can own. Its strong, two-sided, steel design provides superior strength, unrivaled durability, and unsurpassed protection against noise, impact, and weather.



Insulation

ShowCase 2" thick sections feature a core of polystyrene insulation pressure bonded between two high-strength, impact-resistant steel skins yielding an R-Value of 10.25.



Thermal Protection

A vinyl joint seal prevents airflow between sections, while a mechanically interlocked vinyl thermal break prevents heat loss and eliminates metal to metal contact between hot and cold surfaces, allowing the insulation to be fully effective.

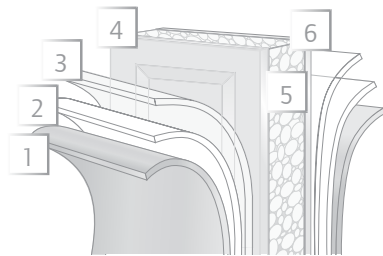


Finishes

Available in a variety of finishes to meet your needs: 10 standard colors, ArmorFinish®, AccuFinish® or choose from over 1,800 OptiFinish™ colors.

ShowCase™

ShowCase is made from rugged, galvanized steel inside and out. Its two-sided steel design encases a core of thermally bonded, CFC-free, expanded polystyrene insulation. A full 2" thick, ShowCase features sandwich-style construction made from high-strength, impact-resistant steel and provides thermal protection at an 10.25 R-value.



1. baked-on finish
2. epoxy primer
3. galvanized layer
4. high-strength steel
5. polystyrene insulation
6. high-strength steel



ShowCase, Cherry AccuFinish®, Carriage house and Fleur-de-Lis hardware

Colors

Standard



*Features the Kynar® paint process, which provides extended UV protection against fading.

Optional



Raynor's OptiFinish paint process allows your ShowCase door to be customized with more than 1,800 Sherwin-Williams® colors.

Standard Limited Warranty**

Door Sections

"For As Long As You Own Your Home" against rust

Hardware

6-years to the original purchaser against defects in material and workmanship

Springs

3-years to the original purchaser against defects in material and workmanship

**Limited Warranty: Visit www.raynor.com/products for complete Limited Warranty details.

Engineered to Last

ShowCase has heavy-duty, hot-dipped, galvanized steel sections with an epoxy primer and baked-on polyester finish, which resists rust and impact denting. To assure durable, long-lasting performance, ShowCase offers standard features including:

1. Vinyl thermal break between interior and exterior skins
2. Sectional joint seal to prevent weather infiltration
3. Hot-dipped, galvanized steel track
4. Steel wheel, ball bearing rollers
5. Bottom weatherseal to keep weather out
6. Adjustable track for a precise fit




Window Options**

Frosted Beveled Glass with Caming*



Antique Black Ranch



Oval/Diamond Black Ranch



Regency Black Colonial

Frosted Beveled Glass



Diamond Colonial



Diamond Ranch



Prairie Colonial



Prairie Ranch

Clear Beveled Glass



Diamond Colonial



Diamond Ranch



Prairie Colonial



Prairie Ranch

Caming colors



Black

**Also available in clear, obscure, insulated and tempered glass. Contact your Raynor dealer for further details.

Snap-In Inserts



Plain Ranch



Stockbridge Ranch



Prairie Ranch



Stockton Ranch



Stockton Colonial



Arched Stockton Ranch



Cascade Ranch



Cascade Colonial



Cathedral Colonial



Sunburst Ranch



Sunburst Colonial



Sherwood Colonial



Sunray Ranch



Berkshire Ranch

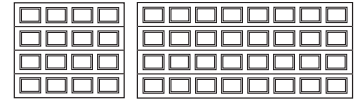
Note: Windows are shown in one-car configurations, with the exception of Sunray Ranch and Berkshire Ranch.

Panel Options*


Colonial, Flush & Carriage House

Heights: 4'9"-5'1" in 1" increments, 5'3", 5'6", 5'7", 5'9", 6', 6'4"-7' in 1" increments, 7'2", 7'3", 7'6" to 7'9" in 1" increments, 8'-9' in 1" increments, 9'2", 9'3", 9'6"-10' in 1" increments
Widths: 4'-18' in 1" increments


Colonial




Flush



Flush Beadline



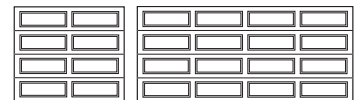
Carriage House



Ranch

Heights: 4'9"-5'1" in 1" increments, 5'3", 6'4"-7' in 1" increments, 8', 8'1", 8'2", 8'3", 8'5"-8'9" in 1" increments, 9'10", 10'
Widths: 4'-18' in 1" increments

Ranch



*Actual appearance may vary. Some select widths may not be available.

Hardware Options

Optional Decorative Hardware

The hardware appears hand-forged, adding a historically-accurate dimensional quality. Choose from Bean or Fleur-de-Lis designs.

Handles



Bean

Fleur-di-Lis

Straps



Bean

Fleur-di-Lis




ArmorFinish®

Protection Against Rust

For homes in a coastal environment, Raynor has created ArmorFinish for ShowCase doors. Featuring a durable, fade-resistant laminate film, ArmorFinish serves as a protective barrier for your ShowCase door from harsh winds, rain, ocean spray, salt air and sand. Choosing ArmorFinish gives you the ultimate in protection from the elements, while providing the second-to-none dependability that only ShowCase can deliver.

Laminate Finish Construction



Door Designs

Carriage House, Colonial, Flush Beadline, Flush, Ranch:

Heights: 4'9" to 5'3" in 2" increments, 6'4", 6'6", 6'8", 6'10", 7', 8', 8'1", to 8'9" in 2" increments, 9'7", 9'9", 9'10", 10'

Widths*: 4' to 18' in 1" increments

*Some select widths may not be available.

Color Options

ArmorFinish is only available in white.



ArmorFinish Limited Warranty**


Door Sections: 6-years against rust. After ArmorFinish warranty expires, normal ShowCase limited warranty applies.

Hardware: 6-years against defects in materials and workmanship

Springs: 3-years against defects in materials and workmanship

** Visit www.raynor.com/products for complete

ArmorFinish Limited Warranty details.



ShowCase Oak AccuFinish Flush Beadline

ShowCase Cedar AccuFinish Ranch with Sunburst Ranch Windows

AccuFinish®

Natural Wood Beauty With the Durability of Steel

AccuFinish is a uniquely engineered finish option for ShowCase garage doors. Available in Dark Walnut, Cherry, Oak, and Cedar, ShowCase doors featuring AccuFinish provide the truest representation of wood available for steel garage doors.

AccuFinish Limited Warranty**

Door Sections: 6-years against rust. After AccuFinish warranty expires, normal ShowCase limited warranty applies.

Hardware: 6-years against defects in materials and workmanship

Springs: 3-years against defects in materials and workmanship

** Visit www.raynor.com/products for complete

AccuFinish Limited Warranty details.

Door Designs


Carriage House, Colonial, Flush Beadline, Flush, Ranch:

Heights: 4'9" to 5'3" in 2" increments, 6'4", 6'6", 6'8", 6'10", 7', 8', 8'1", to 8'9" in 2" increments, 9'7", 9'9", 9'10", 10'

Widths:* 4' to 18' in 1" increments

**Some select widths may not be available.*

Color Options



Operators

Raynor offers a full line of residential operators, featuring a variety of horsepower and configuration options. Our residential operator offerings have been carefully structured, providing an ideal solution for any residential application demand. Ask your Authorized Raynor Dealer about our residential operators, and select the ideal Raynor operator for your home.

Wind Load System

Raynor ShowCase is an ideal product for meeting the demands of the most rigorous Wind Load or impact rating guidelines. Raynor Wind Load Systems meet or exceed the Florida Building code and are tested to ANSI/DASMA 108 & 115. Additionally, Raynor ShowCase garage doors can be configured to comply with Miami-Dade product requirements (TAS 201, TAS 202, TAS 203) and are available in both post and non-post designs, giving our customers flexibility in choosing between an assisted or unassisted hurricane-ready system.



Limited Warranty*

ShowCase is covered by our industry-leading, "For As Long As You Own Your Home," section limited warranty against rust, to the original purchaser of the product. ShowCase is also backed by a 6-year track and hardware warranty, and a 3-year spring limited warranty. See your Raynor Dealer for complete details.

*Visit www.raynor.com/products for complete Limited Warranty details.

Professional Installation and Service

Depend on your Raynor Dealer

When you select Raynor, you're not just getting a superior garage door - you're also getting professional garage door installation and service expertise.

Every Raynor garage door is installed by a trained Raynor professional, and that means added benefits for you. First, you won't have to deal with it yourself. Second, because it's done right the first time, your door will deliver performance and reliability from the day it's installed. Your technician will check your door for everything from safety to performance and appearance. Trust your Raynor garage door to someone who knows it better than anyone else, your professional Raynor Dealer.



P.O. Box 448, 1101 East River Rd.
Dixon, IL 61021-0448
1-800-4-RAYNOR (472-9667)

Exclusively Distributed by:

