



# StyleView™

## Architecturally Stunning

An inspiration in both form and function, Raynor StyleView offers architectural flexibility, maximum visibility and extreme durability in maintenance-free aluminum doors. The Custom Profile, Wide Profile and Narrow Profile models feature a series of unprecedented designs, architectural glass options and 187 ArmorBrite™ or 7 anodized color finishes to showcase a home's unique flair. From modern styles to classic facades, StyleView is the choice for achieving a contemporary look or accentuating the design of any residence.



### Custom Profile

An ideal complement to modern, conventional and rustic styles, the Custom Profile model is a 2" thick rail and stile door with a standard joint seal. Engineered for resilience and exceptional beauty, the Custom Profile model offers a maintenance-free alternative to steel and wood carriage house doors.



### Wide Profile

If you are looking for a heavy-duty door that will enhance your home's unique style or timeless architecture, the Wide Profile model is the answer. Designed for both strength and durability, the 2" thick Wide Profile door features rail and stile construction with a standard joint seal.



### Narrow Profile

Accented with a streamlined design, the Narrow Profile model is a 1-3/4" thick door with a ship lap section joint and standard joint seal. This model is a maintenance-free solution for your garage door needs. In addition, Narrow Profile doors feature architectural variation with multiple glass options for contemporary and traditional styles alike.

## StyleView®


An inspiration in both form and function, Raynor StyleView offers architectural flexibility, maximum visibility and extreme durability in maintenance-free aluminum door. The Custom Profile, Wide Profile and Narrow Profile models feature a series of unprecedented designs, architectural glass options and 187 ArmorBrite™ or 7 anodized color finishes to showcase a home's unique flair. From modern styles to classic facades, StyleView is the choice for achieving a contemporary look or accentuating the design of an older residence.

### Anodized Finish Options



### ArmorBrite™ Color System

Choose from over 187 Raynor ArmorBrite™ colors.



StyleView Narrow Profile - Single Car

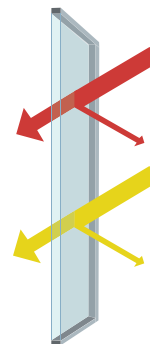
### Glass Options

#### Low-E Glass Also Available

Low-E glass is the solution for long-term exposure to high temperatures by allowing full visibility, while providing a barrier from the sun. Low-E glass is only available for StyleView doors with insulated glass.

Glazing options range in a variety of colors and thickness including: 1/8", 3/16", 1/4" and 1/2" insulated.

See below for glass options.





Custom Millcreek

## Hardware Options

### EnduraCote™ Options

For a clean, finished look and maximum protection against rust, StyleView doors are available with a powder coated hardware system. The EnduraCote™ Hardware System features extended-life torsion springs and powder coated hardware. Nylon rollers with steel ball bearings also help to provide superior noise reduction.



### Track Options

Galvanized (Standard)  
White  
Black



## Limited Warranty\*

### Door Sections

Raynor warrants StyleView door sections against defects in material and workmanship, for the original purchaser, for "As Long As You Own Your Home."

### Window Components

Window components are warranted against defects in material and workmanship for three (3) years from the date of delivery to the original purchaser.

### ArmorBrite™

Raynor warrants StyleView™ sections painted with ArmorBrite powder coat finishes against cracking or peeling for five (5) years from the date of delivery to the original purchaser.

### Galvanized Hardware & Springs

Raynor warrants all galvanized hardware for six (6) years and spring components for three (3) years against defects in material and workmanship from the date of delivery to the original purchaser.

### EnduraCote™

Raynor warrants all EnduraCote hardware and springs against defects in material and workmanship for "As Long As You Own Your Home".

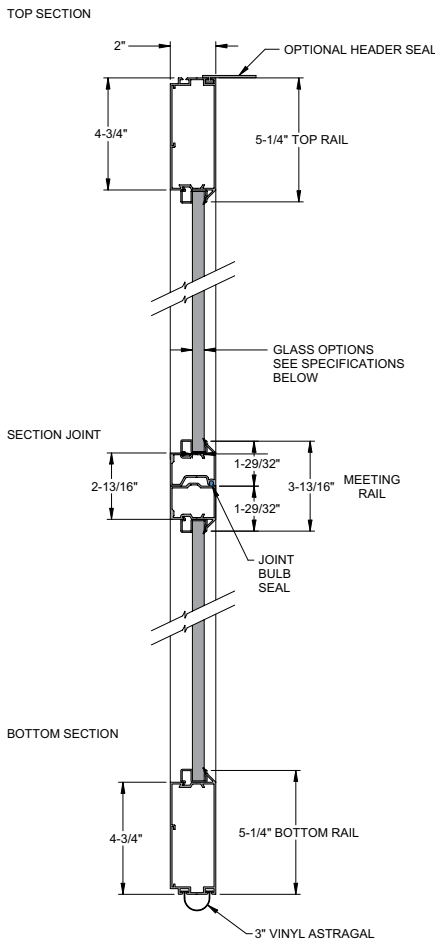
*\*Full limited warranty details are available at [www.raynor.com/products](http://www.raynor.com/products)*

# Custom Carriage House

StyleView Custom Profile Carriage House doors feature architectural grandeur without the maintenance concerns of a typical wood door. The Swing-Up, Swing-Out, Accordion and Bi-Fold designs can be modified to meet the aesthetics of your home by selecting from 187 ArmorBrite™ colors or 7 anodized finishes and numerous glass and batten options. And, for added style, choose between true and simulated divided lites in various pane configurations.



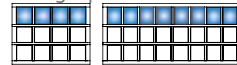
Custom Carriage house Bi-Fold, ArmorBrite beige rails, ArmorBrite matched panels, 2 over 2 tempered clear pane



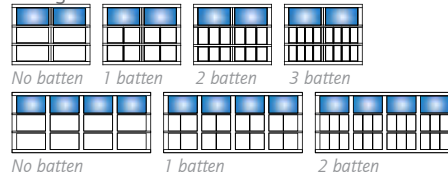
## Panel Options\*

### Custom Carriage House

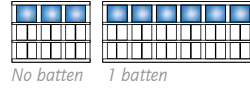
#### Swing-Up



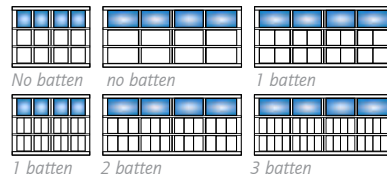
#### Swing-Out



#### Accordion



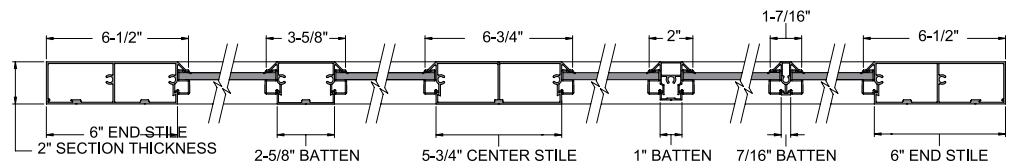
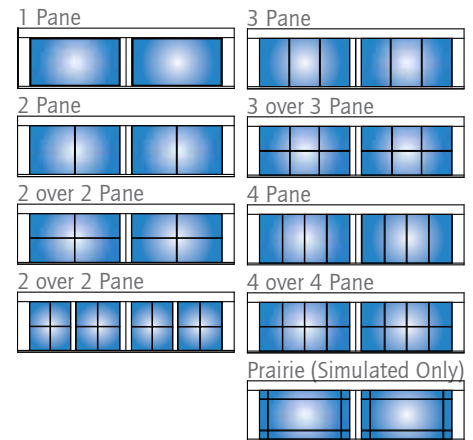
#### Bi-Fold



\* 7 feet high illustrations shown

## Window Options

### Custom Carriage House



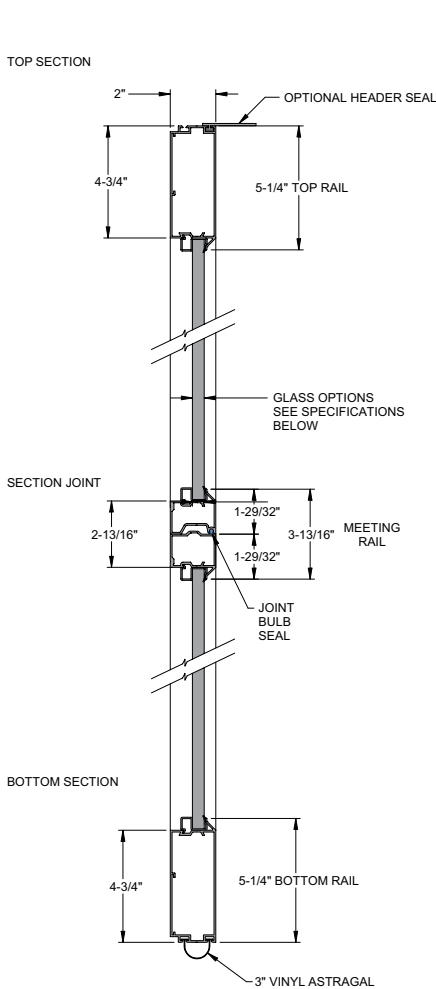
Door Width	Door Height	Section Thickness	Section Joint	Door Styles	Window Designs	Glass Thickness	Glass Type	End Stile Width	Center Stile Width	Batten Width	Finish	Track/Hardware Finish	Limited Warranty
4'-20'	6'-10'	2"	Tongue & Groove	Swing-Up, Swing-Out, Accordion, Bi-Fold	1 Pane, 2 Pane, 3 Pane, 4 Pane, 2 over 2, 3 over 3, 4 over 4, Prairie	1/8", 3/16", 1/4", 1/2"	Clear Laminate, Acrylic, Insulated, Reflective, Tinted, Frosted, Satin	6" Wide Std	5-3/4" Std, 2-5/8" Std	7/16" Std, 1" Opt, 2-5/8" Opt	Anodize Finishes, 187 ArmorBrite Colors	Galvanized, EnduraCote™ White, EnduraCote Black	See page 3

# Custom Mixed Panel

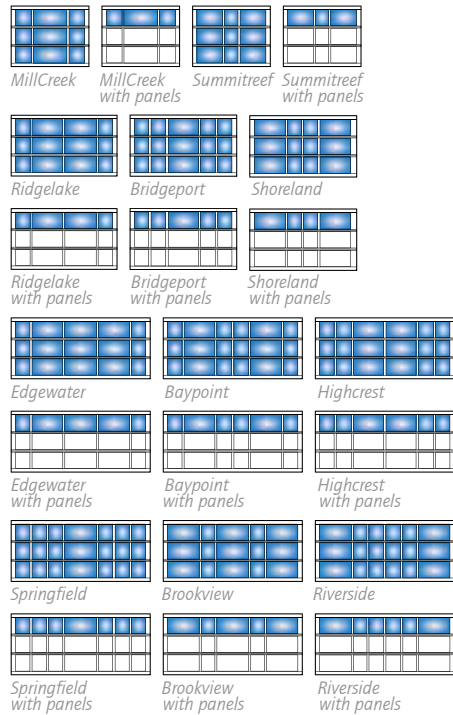
A perfect alternative to standard steel doors, StyleView Custom Mixed Panel designs offer a distinctive look for your home. By utilizing various panel spacing options, the Mixed Panel model will differentiate your garage door from others in your neighborhood. Featuring 187 ArmorBrite™ or 7 anodized finishes and a variety of glass options, StyleView Custom Mixed Panel doors complement the individuality of your residence.



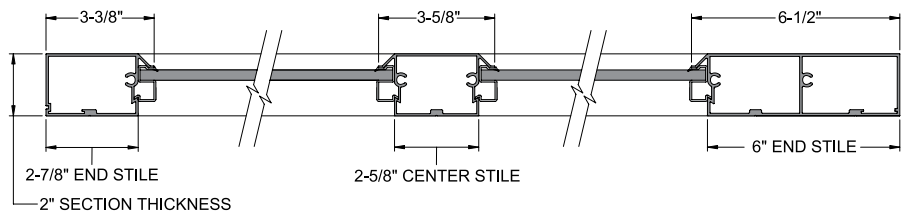
Custom Millcreek, ArmorBrite gray panels with satin glass



## Custom Mixed Panel\*



\* 7 feet high illustrations shown



Door Width	Door Height	Section Thickness	Section Joint	Door Styles	Window Designs	Glass Thickness	Glass Type	End Stile Width	Center Stile Width	Batten Width	Finish	Track/Hardware Finish	Limited Warranty
4'-16'	6'-10'	2"	Tongue & Groove	See Panel Options Above	1 Pane	1/8", 3/16", 1/4", 1/2"	Clear Laminate, Acrylic, Insulated, Reflective, Tinted, Frosted, Satin	6" Wide Std	2-5/8" Std	Not Available	Anodize Finishes, 187 ArmorBrite Colors	Galvanized, EnduraCote™ White, EnduraCote Black	See page 3

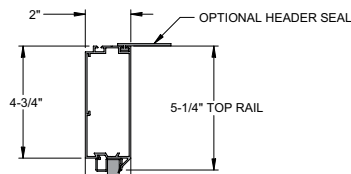
# Wide Profile

If you are looking for a heavy-duty door that will enhance your home's panache or timeless architecture, the Wide Profile model is the answer. Designed for both strength and durability, the 2" thick Wide Profile door features rail and stile construction with a standard joint seal. This model also offers 187 ArmorBrite™ exterior finish options or 7 anodized finishes and optional white or black EnduraCote™ hardware. For added design flexibility, the Wide Profile model is also available with window thicknesses ranging from 1/8" to 1/2", in various glass types including: frosted, laminate, reflective, satin, tinted, tempered and insulated.

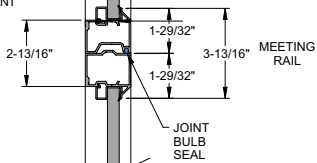


Wide Profile, ArmorBrite white rails with 1/8" satin glass

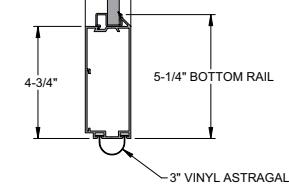
TOP SECTION



SECTION JOINT



BOTTOM SECTION



Narrow & Wide Profile\*

Single Car

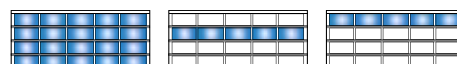
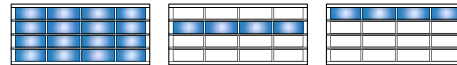


Single car, 4'0" to 9'2", 2 panel design



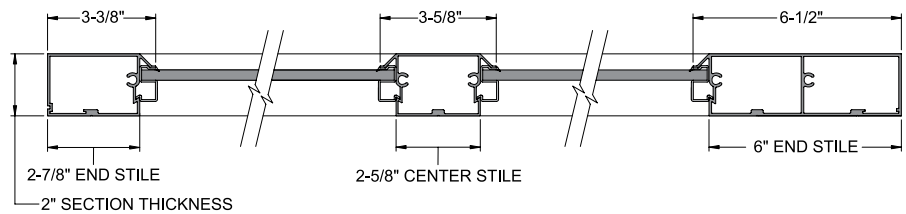
Single car, 9'3" to 12'2", 3 panel design

Double Car



Double car 12'3" to 20'0", 4&5 panel designs

\* 7 feet high illustrations shown



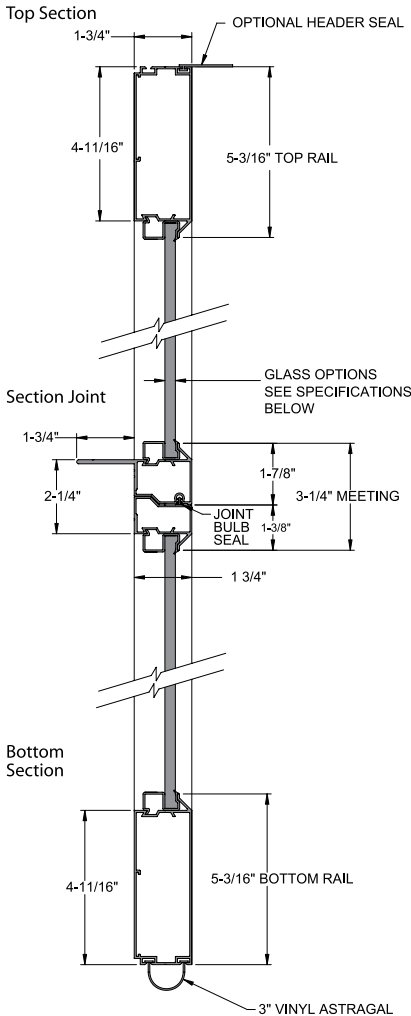
Door Width	Door Height	Section Thickness	Section Joint	Door Styles	Window Designs	Glass Thickness	Glass Type	End Stile Width	Center Stile Width	Batten Width	Finish	Track/Hardware Finish	Limited Warranty
4'-20'	6'-10'	2"	Tongue & Groove	See Profile Options Above	1 Pane	1/8", 3/16", 1/4", 1/2"	Clear Laminate, Acrylic, Insulated, Reflective, Tinted, Frosted, Satin	2-7/8" Std, 6" Wide Opt	2-5/8" Std	Not Available	Anodize Finishes, 187 ArmorBrite Colors	Galvanized, EnduraCote™ White, EnduraCote Black	See page 3

# Narrow Profile

Accented with a streamlined design, the Narrow Profile model is 1-3/4" thick door with a ship-lap section joint and standard joint seal. This model is a maintenance-free solution for your garage door needs with 187 ArmorBrite™ exterior finishes or 7 anodized finishes and optional white or black EnduraCote™ hardware. In addition, Narrow Profile doors feature architectural variation with multiple glass options for contemporary and traditional styles alike. The offering includes thicknesses ranging from 1/8" tempered to 1/2" insulated in various glass types, including frosted, laminate, reflective and tinted.



Narrow Profile, ArmorBrite white rails with 1/8" tempered black glass

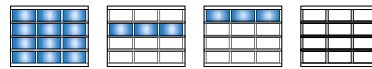


## Narrow & Wide Profile\*

### Single Car

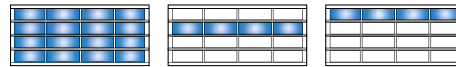


Single car, 4'0" to 9'2", 2 panel design



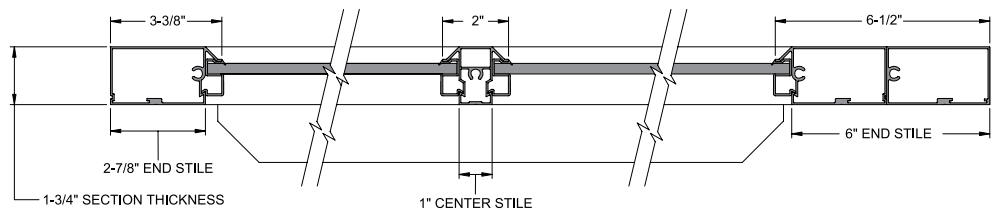
Single car, 9'3" to 12'2", 3 panel design

### Double Car



Double car 12'3" to 20'0", 4&5 panel designs

\* 7 feet high illustrations shown



Door Width	Door Height	Section Thickness	Section Joint	Door Styles	Window Designs	Glass Thickness	Glass Type	End Stile Width	Center Stile Width	Batten Width	Finish	Track/Hardware Finish	Limited Warranty
4'-16'	6'-10'	1-3/4"	Ship-Lap	See Profile Options Above	1 Pane	1/8", 3/16", 1/4", 1/2"	Clear Laminate, Acrylic, Insulated, Reflective, Tinted, Frosted, Satin	2-7/8" Std, 6" Opt	1" Std	Not Available	Anodize Finishes, 187 ArmorBrite Colors	Galvanized, EnduraCote™ White, EnduraCote Black	See page 3

### Raynor Prodigy II™ - Offering Space-Saving Operation

#### DC motor, Jackshaft Operation

Raynor Prodigy II offers an exceptional solution for Styleview garage doors. StyleView doors provide full-view capabilities and the Prodigy II opener ensures your garage door opener won't clutter the view. It mounts easily on the wall beside the garage door and comes with a remote 2-port, 100-watt light that can be positioned anywhere in the garage.

Each unit comes standard with a 3-button premium remote control with rolling code security technology, Smart Control Panel™ and 200 watts of lighting for brighter illumination.

Limited Lifetime Motor Warranty -5 Year Parts



### Raynor Ultra II™ with WiFi® - The Perfect Match for Your Door

#### 3/4 Horsepower, Chain Operation

Designed to handle even the heaviest StyleView doors, the Raynor Ultra II with WiFi combines a 3/4 hp motor with a rugged I-beam rail and chassis support for added strength and reliable operation. A dual-drive sprocket allows the opener's speed to be adjusted to optimize door and opener performance.

Each unit comes standard with a 3-button premium remote control with rolling code security technology, Smart Control Panel™ and 200 watts of lighting for brighter illumination.

Limited Lifetime Motor Warranty -5 Year Parts



## Professional Installation and Service

### Depend on your Raynor Dealer

When you select Raynor, you're not just getting a superior garage door - you're also getting professional garage door installation and service expertise.

Every Raynor garage door is installed by a trained Raynor professional, and that means added benefits for you. First, you won't have to deal with it yourself. Second, because it's done right the first time, your door will deliver performance and reliability from the day it's installed. Your technician will check your door for everything from safety to performance and appearance. Trust your Raynor garage door to someone who knows it better than anyone else, your professional Raynor Dealer.



P.O. Box 448, 1101 East River Rd.  
Dixon, IL 61021-0448  
1-800-4-RAYNOR (472-9667)

Exclusively Distributed by: