



Commercial Aspen™

Sectional Raised and Recessed Panel Doors

When your building's facade needs a classic raised panel design, choose Commercial Aspen™ doors. With style choices like mixed panel designs and Raynor's proprietary WeatherLock™ section joint technology, Commercial Aspen™ doors offer the aesthetic options of a residential door, combined with the durability and sizes of a commercial door. The Commercial Aspen™ models match the Aspen™ Series residential doors.



AP200C

A perfect commercial-sized companion for the residential Aspen™ doors, this full 2", 18 R-value door will brighten up the appearance of any building, inside and out. Available in a wide range of colors, the Commercial Aspen™ AP200C is your best choice for an over-sized, classic residential appearance.



AP138C

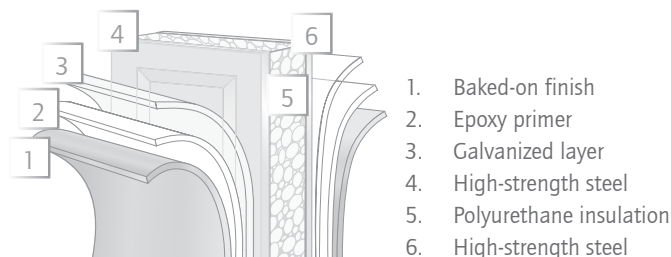
This 1 3/8", 13 R-value is perfect for the RV or boat storage garage and matches the raised colonial, raised ranch, recessed grooved colonial, recessed grooved ranch, mixed panel, plank or flush look of the residential Aspen™ doors. Available in 8 colors or two woodgrain finishes.

AP200C & AP138C

Commercial Aspen™

Raynor Commercial Aspen™ doors are available in two thickness options; 2" and 1 3/8". Both models feature Neufoam™ insulation technology, ensuring that 100% of the section's interior is filled with energy saving polyurethane insulation. The 2" thick AP200C has an exceptional R-value of 18, while the 1 3/8" thick AP138C has a R-value of 13. Both doors carry a 10-year limited section warranty against rust through, one (1) year limited warranty on hardware, and a one (1) year limited warranty on springs to the original purchaser.*

Aspen™ Panel Construction



*See www.raynor.com for complete and full Limited Warranty details.




Commercial Aspen™ AP200C with Colonial Embossment and Colonial Windows

Colors

Standard



Optional Woodgrain Finishes



Optional Post Paint Finish



Raynor's OptiFinish™ paint process allows your Aspen door to be customized with more than 1,800 Sherwin-Williams® colors.

Hardware Options

Standard

Commercial Aspen doors feature galvanized steel track and hinges, Egyptian coated springs, and heavy-duty nylon rollers with steel ball bearings for long life and quiet operation.

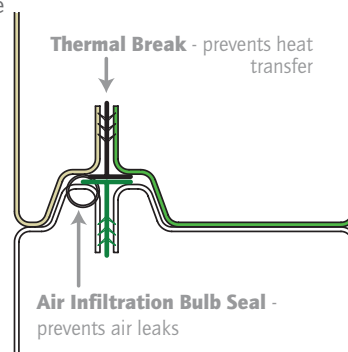
Optional

Raynor's EnduraCote™ system includes white powder coated track, end stiles and hinges, black powder coated extended life springs and torsion bar.



WeatherLock™ Section Joints

Commercial Aspen™ doors incorporate Raynor's exclusive WeatherLock™ section joint. Raynor's proprietary modified tongue-in-groove joint provides exceptional strength, moving the joint forward to increase effectiveness of the air and water seal, keeping out unwanted water and air infiltration, while providing unyielding section strength and integrity.



Panel Options

Commercial Aspen™ offers seven distinctly different panel options to help give your home a custom and unique look.



Raised Colonial




Raised Ranch




Flush



Mixed Panel
Raised or Recessed



Recessed Colonial Grooved



Recessed Ranch Grooved



Plank (Beadline)

Sizes:

Heights: 5'0" to 16'0"

Widths: AP200C: All except mixed panel 4'0" - 24'2"

AP138C: All except mixed panel 4'0" - 20'2"

Mixed panel 8'0" - 24'2"

Mixed panel 8'0" - 20'2"

Carriage House Panel Spacing Option

Carriage House Panel Sizes

Carriage House Options are available in:

Heights: 5'0" to 16'0"

Widths: AP200C: All except mixed panel 4'0" - 24'2"

AP138C: All except mixed panel 4'0" - 20'2"

Mixed panel 8'0" - 24'2"

Mixed panel 8'0" - 20'2"

Standard vs. Carriage House Panels

Capture the look of a carriage house door with specially spaced embossments that replicate the traditional carriage house look of the past and provides additional space between embossments for handles.

Colonial Panels	Size & Spacing	Ranch Panels
	8' Standard	
	8' Carriage House	
	9' Standard	
	9' Carriage House	
	16' Standard	
	16' Carriage House	
	18' Standard	
	18' Carriage House	

Options & Upgrades

Customized Track and Hardware Systems



Track systems are supplied to fit special clearances, inclines or contour applications. Hardware and track systems can be designed to fit any need, including normal headroom, low headroom, lift clearance and vertical lift.

High-cycle Counterbalance Systems



For reliable operation in high-traffic areas, choose high-cycle torsion springs with 25,000, 50,000 or 100,000-cycle life.

Locks



In applications where control and access are important, choose from a variety of locking options to help keep your building secure. Locks come in both inside and outside variations.

Window Options



Clear Colonial



Clear Ranch



Obscure Colonial



Obscure Ranch

Snap-In Inserts

Colonial



Sherwood

Ranch



Sunburst Ranch



Prairie



Stockbridge Ranch



Cathedral



Arched Stockbridge Ranch



Waterton



Waterton Ranch



Cascade



Cascade Ranch



Stockton



Stockton Ranch



Sunburst 4



Arched Stockton Ranch



Sunburst 5



Sunburst 6



Sunburst 7



Sunburst 8



Sunburst 9



Sunray (4 panel)

Optional Window & Decorative Hardware

Raynor's many window and decorative hardware options add the finishing touches to your Commercial Aspen™ door. These small details customize the door to your home and increase curb appeal.

Handles



Cast Lift Handle Fleur-de-Lis
6131100



Cast Pull Handle Fleur-de-Lis
6131117



Cast Lift Handle Spear
6131115



Cast Pull Handle Spear
6131116



Cast Pull Handle Colonial
6131113



Stamped Lift Handle Spade
6131101



Stamped Pull Handle Spade
6131102



Low Profile Cast Bean Handles
2/pack
6130498



Low Profile Cast Handle Fleur-de-Lis
2/pack
6130499

Straps



Stamped 16" Hinge Spade (2" High)
6131105



Stamped 16" Hinge Narrow Spade (1 5/8" High)
6131111



Cast 16" Hinge Colonial
6131114



Stamped 24" Hinge Spade
6131106



Cast 16" Hinge Spear
6131104



Cast 16" Hinge Assembly Spear
6131103



Cast 17" Bean Straps
4/pack
6130491



Cast 17" Fleur-de-Lis Straps
4/pack
6130492

Misc





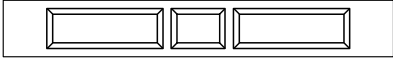
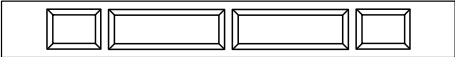
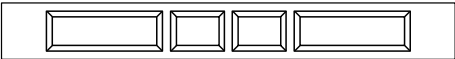

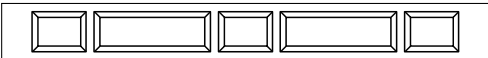
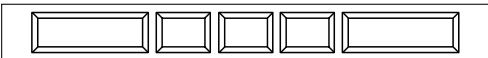
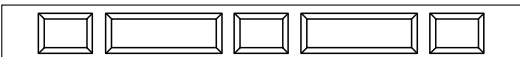
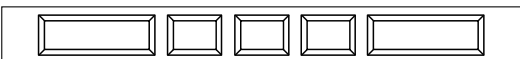
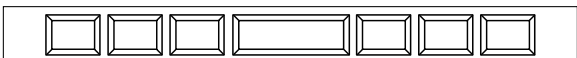
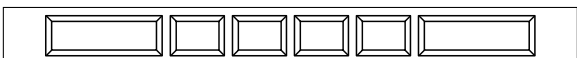







Screws
10/pack
6131125



Rivets
6/pack
6010512

Mixed Panel Patterns*

The mixed panel pattern combines ranch and colonial panels either in raised or recessed embossments, giving your new Commercial Aspen™ door a unique look with one of a kind curb appeal.

Pattern #	Design	Door Width	Approx. End Stile Width	Mutt Spacing
MP-1		8' 0"	3 ⁵ / ₈ "	3.00"
		8' 6"	6 ⁵ / ₈ "	
MP-1		8' 6 1/8"	4 ⁷ / ₈ "	4.75"
		9' 11 7/8"	13 ³ / ₄ "	
MP-2		10' 0"	4 ¹ / ₈ "	3.00"
		11' 11 7/8"	16 ¹ / ₈ "	
MP-3		12' 0"	4 ³ / ₄ "	3.00"
		13' 11 7/8"	16 ⁵ / ₈ "	
MP-4		12' 0"	4 ³ / ₄ "	3.00"
		13' 11 7/8"	16 ⁵ / ₈ "	
MP-5		12' 0"	4 ³ / ₄ "	3.00"
		13' 11 7/8"	16 ⁵ / ₈ "	
MP-10		14' 0"	5 ¹ / ₄ "	3.00"
		14' 11 7/8"	11 ¹ / ₈ "	
MP-11		14' 0"	5 ¹ / ₄ "	3.00"
		14' 11 7/8"	11 ¹ / ₈ "	
MP-10		15' 0"	7 ³ / ₄ "	4.75"
		15' 11 7/8"	13 ³ / ₄ "	
MP-11		15' 0"	7 ³ / ₄ "	4.75"
		15' 11 7/8"	13 ³ / ₄ "	
MP-14		16' 0"	5 ³ / ₄ "	3.00"
		17' 7 7/8"	15 ³ / ₄ "	
MP-15		16' 0"	5 ³ / ₄ "	3.00"
		17' 7 7/8"	15 ³ / ₄ "	
MP-6		16' 0"	5 ³ / ₄ "	3.00"
		17' 7 7/8"	15 ³ / ₄ "	
MP-7		16' 0"	5 ³ / ₄ "	3.00"
		17' 7 7/8"	15 ³ / ₄ "	
MP-8		16' 0"	5 ³ / ₄ "	3.00"
		17' 7 7/8"	15 ³ / ₄ "	
MP-9		16' 0"	5 ³ / ₄ "	3.00"
		17' 7 7/8"	15 ³ / ₄ "	
MP-12		17' 8"	4 ¹ / ₄ "	3.00"
		19' 9 7/8"	17 ¹ / ₄ "	
MP-13		17' 8"	4 ¹ / ₄ "	3.00"
		19' 9 7/8"	17 ¹ / ₄ "	
MP-16		19' 10"	5 ³ / ₄ "	3.00"
		20' 0"	6 ⁵ / ₈ "	

*All mixed panel patterns available in recessed groove or raised panel style.

Commercial Operators

Raynor's ControlHoist™ (with solid state logic board control) and PowerHoist™ operators are available in a variety of motor, voltage, and phase combinations for any commercial or industrial application. Contact your local Raynor Authorized Dealer to select the operator and accessories that are suited for your door's size and usage.

Raynor Door Options

Raynor also offers a full line of sectional, rolling, fire, high performance and traffic doors, as well as, security grilles. See your Raynor Dealer or visit www.raynor.com for more information.



ControlHoist™ 2.0



PowerHoist™



TC200



RC300HD



DuraGrille

Follow Us

Follow Raynor on social media.

Stay in the know with Raynor by following us on social media. Search for Raynor or go direct, below are the links. Want more information? Don't forget to visit our website, www.raynor.com.



Facebook

<https://www.facebook.com/RaynorGarageDoors/>



Twitter

<https://twitter.com/raynordoor>



YouTube

<http://www.youtube.com/raynorgaragedoors>



Pinterest

<http://www.pinterest.com/raynordoor>



Houzz

<http://www.houzz.com/pro/marketing8417/raynor-garage-doors>



P.O. Box 448, 1101 East River Rd.
Dixon, IL 61021-0448
1-800-4-RAYNOR (472-9667)

Exclusively Distributed by: